

Year 6 - Wednesday 1st July



We hope you and your child are enjoying accessing the home learning tasks.

Learning will be set each Monday, Wednesday and Friday.


To help us feedback to your child, please can you email to: year6@friarage.n-yorks.sch.uk or **drop off** at least 3 pieces of work each week by the following Monday.

Drop off will be available at the school gate, Mondays, Wednesdays and Fridays between 11am and 11.45am

Please continue to check the website: <https://friarageprimary.org.uk/> and the Twitter feed: <https://twitter.com/FriarageS> for all updates.

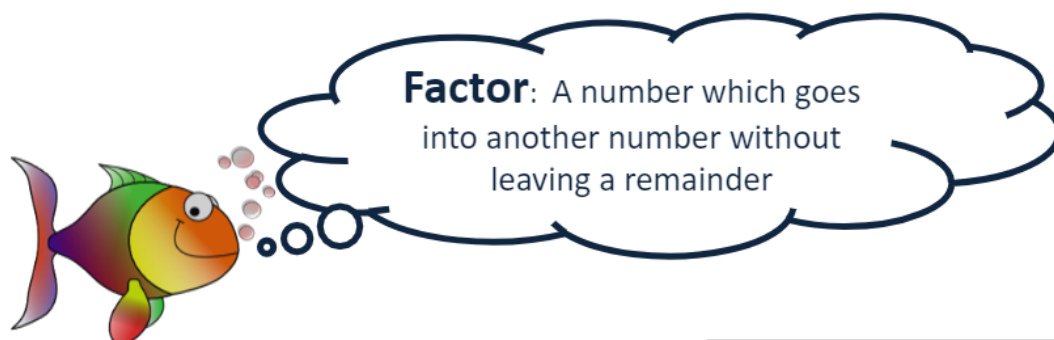
Writing

Today we would like you to investigate your new secondary school. Find out as much information as you can. You could look at photographs and maps, then find out information about timetables, uniform, lunchtimes, behaviour policies etc. Think about the work you did on Monday, comparing what is the same and what is different to primary school and write down five questions to include in your letter on Friday.



Maths

Today we are refreshing our memories about factors, prime numbers and multiples. Remember, you don't need to complete all of the work: spend between 30 and 60 minutes working hard and then move on to a different subject and activity.



Factor: A number which goes into another number without leaving a remainder

How can we make 12?

$$1 \times 12 = 12$$

$$2 \times 6 = 12$$

$$3 \times 4 = 12$$

So, the factors of 12 are...

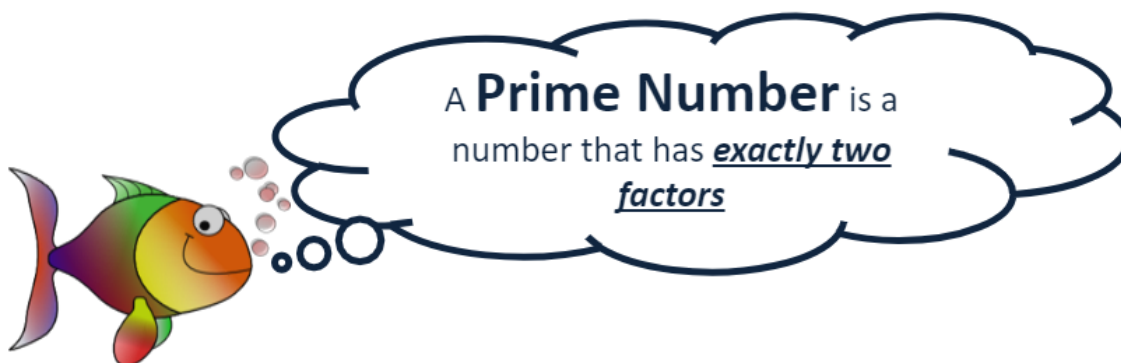


Your turn...

What are the factors of...

8? 53?
30? 24? 13? 27?
18? 100? 41?

Some of those numbers only had two factors.



A **Prime Number** is a number that has exactly two factors

13, 41 and 53 are three prime numbers.

Which of these numbers are prime numbers?



Multiples

Multiples are nice and easy. They are numbers that appear in the MULTIPLICATION tables of any given number.

For example:



Which of these numbers above are multiples of 4?

Which numbers are multiples of 9?

Which numbers are multiples of 3?

History

This week we are learning about Egyptian Cartouches.

What's in a Name?

A cartouche is an oval ring.

An important person's name, such as a pharaoh, would be surrounded by a cartouche.

It would usually be vertical with a horizontal line at the bottom.




This is from the mortuary temple of Queen Twosret from the 19th Dynasty in Egypt.

Photo courtesy of Osama Shukir Muhammed Amin FRCP (@Wikimedia commons) - granted under creative commons licence - attribution

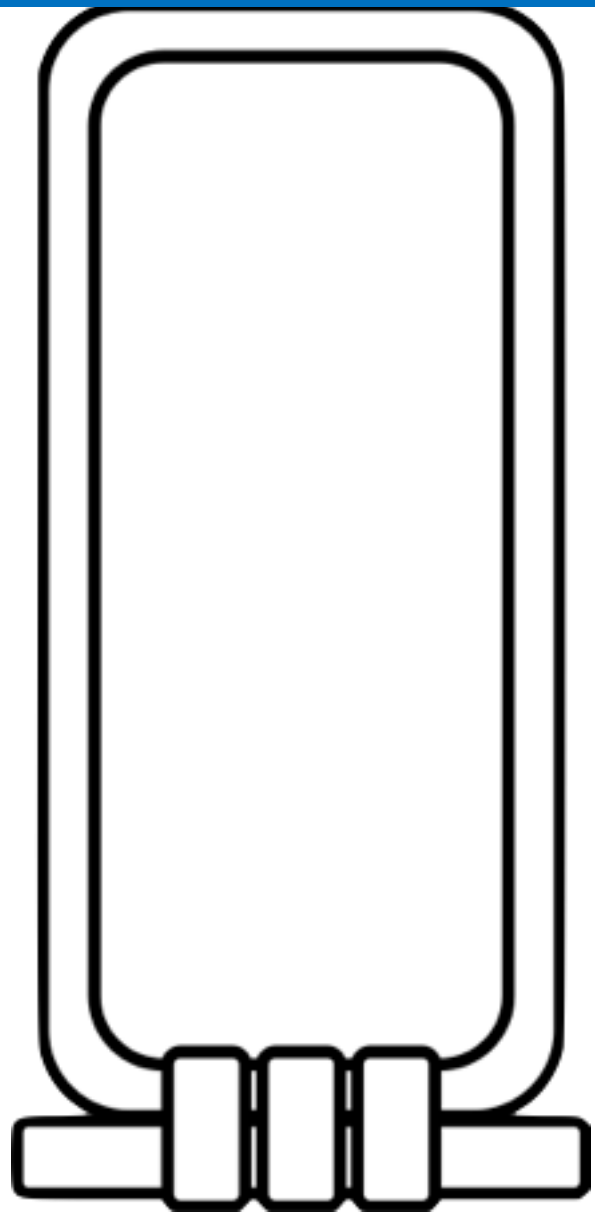
We would like you to create your own cartouche which shows your name written in hieroglyphs. Use the template on the next page to help you, or if you have some art and craft materials, have a look at how to create a super cartouche in the following video:


























<https://www.youtube.com/watch?v=JVyCLHoOU80>



My Cartouche

Cartouche are oval rings around names. Using the hieroglyphic alphabet at the bottom of the page, write your name in the cartouche. Remember to colour the hieroglyphs in.



A 	B 	C 	D 	E 	F 	G 
H 	I 	J 	K 	L 	M 	N 
O 	P 	Q 	R 	S 	T 	U 
V 	W 	X 	Y 	Z 