



Green Team Week Commencing 29th June 2020

We hope you and your child are enjoying accessing the home learning tasks.

Learning for the week will be set each Monday.

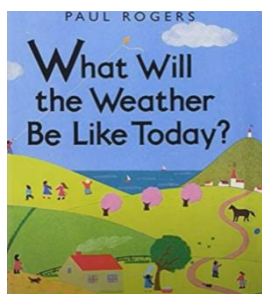
To help us feedback to your child, please can you **upload photographs to EEXat** of your child completing each of the challenges by the following Monday.

Alternatively, you can email us at pcarver@friarage.n-yorks.sch.uk or drop off will be available at the school gate every Monday between 11am and 11.45am

Please continue to check the website: <https://friarageprimary.org.uk/> and the Twitter feed: <https://twitter.com/FriarageS> for all updates.

Challenge 1 - Read the story.

<https://www.youtube.com/watch?v=BgvbpxTX0rM>



Watch this story about the weather.

What is the weather like today? Can you draw a picture of what the weather is like outside?

Challenge 2 - Types of weather

Can you think of different types of weather?

Can you make a list of different types of weather?

Challenge 3 - Days of the week song

Can you remember the days of the week song ?

Here is a link to remind you - <https://www.youtube.com/watch?v=HtQcnZ2JWsY>

Can you teach someone the song?



Challenge 4 - Make Something

Can you make something that you would use on a windy day?

What did you make?

Other Online Activities

Mr. Rawlinson's weekly twitter challenges!

<https://twitter.com/FriarageS>



BBC Bitesize has three new lessons every weekday with videos, activities and more.

<https://www.bbc.co.uk/bitesize/dailylessons>



National Literacy Trust Activities

<https://literacytrust.org.uk/family-zone/>



<https://www.bbc.co.uk/cbeebies/shows/numberblocks>

FirstNews

Read articles from First News together. A digital copy is on the school website.



<http://www.robbiddulph.com/draw-with-rob>



Try the 60-second challenges on the Youth Sport Trust website.

<https://www.youthsporttrust.org/60-second-physical-activity-challenges>

School Games Virtual Challenge



A chance to achieve your personal best and compete against other children from all across the county of North Yorkshire.

<https://www.northyorkshiresport.co.uk/virtual>

Read Write Inc. Phonics

<https://www.ruthmiskin.com/en/find-out-more/help-during-school-closure/>



Online Classroom

A daily schedule of video lessons, quizzes and worksheets for every year group.

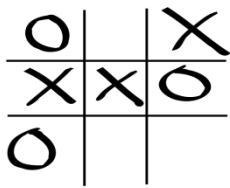
<https://www.thenational.academy/online-classroom/schedule>

Here are 25 more ideas to choose from:


Take a line for a walk. *Create* a piece of artwork inspired by Paul Klee by moving your pencil around the page to create different shapes. Then, colour each shape in a different colour or pattern.



1. Try out some *yoga* positions. You could have a go at a Cosmic Kids Yoga session online.
2. Make a *word search* for someone in your family. Perhaps it could contain words linking to one of the topics you have been learning about.
3. **Discover** your family history and **create a family tree**.
4. Dress up in your best clothes and have a tea party.
5. Make gloop using cornflour and water.




6. Play noughts and crosses.
7. Design a robot to *help* with jobs around your home.
8. Host a family quiz. Which questions will you ask?
9. *Make a skittles game* with empty plastic bottles. Can you put numbers on the bottles and change it into an addition,



subtraction or multiplication game?

10. **Design and make your own pizza**. Which toppings will you choose?
11. Make a jigsaw. Draw a picture and then cut it up into different shapes.



12. *Make a flip book*.

13. Practise 4 different balances. Try to link them together to **make a short sequence**.

14. Make a picture with items collected on a walk e.g. leaves, twigs, pebbles.

15. Write a letter to a friend or your teacher. Who will you send it to?
16. **Kind Gestures** Think of some kind things you could do for friends and family and write them down in a list for when you next see them.

17. **Make a bridge** out of items you can find at home. You could use toilet rolls, dry spaghetti, paper straws. Is it strong enough to hold one of your toys? How could you make it stronger?




18. Help the birds enjoy their lunch by making a bird feeder.

19. **Design a magic potion** that Harry Potter, the Worst Witch or another of your favourite magical characters could use.

20. Press a flower between two heavy books.

21. Make a parachute for one of your toys using string and different materials. Which material works best? Why do you think this is?

22. Play "First letter, last letter". Think of a starting word. Your next word has to start with the last letter of the previous word. For example, house- elephant- train- nest.



23. Create a comfortable area to **enjoy reading a book**.

24. **Get dancing!** Paired dance challenge with someone in your family.